



Window Decal

Application Instructions

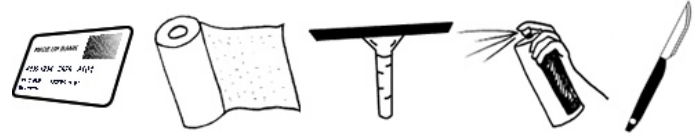
We at Shop Local would like you to enjoy and keep this product for a long time, so it is **IMPORTANT** that you follow these instructions carefully *Thank You.*

VERY IMPORTANT


DO NOT GET THE BACKING PAPER WET AT ANY TIME BEFORE REMOVING THE VINYL SIGN!

This will damage this decal and the paper will stick to the vinyl. Please be sure to have the following items at hand when you are ready to install your decal to the window.

1. Roll of paper towel.
2. Spray bottle filled with water and 1 or 2 drops of liquid soap.
3. A plastic squeegee or credit card.
4. A utility knife or razor blade.




1. Clean the window well, make sure there is no tape or other items on the window.



2. Take off the Backing Paper of the decal and throw it away. **DO NOT GET IT WET WHILE ATTACHED TO THE DECAL!**



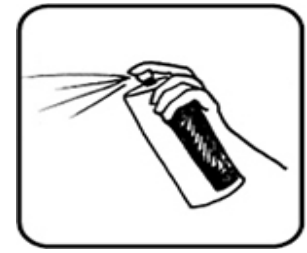
3. Then spray the window area well with the liquid, the wetter the better. (water with soap)



4. Now wet the decal both sides and apply the decal to the window.



5. It should now be possible to slide the decal around the window for exact positioning. If not then you need to apply more liquid.



6. When happy with the position, spray more liquid until all the decal is fully wet, you are now ready to squeegee out all the air and water.



7. When using your squeegee or credit card you can wrap a layer of fabric around it to avoid any scratching, then start from the centre working outwards. You should now be removing all the air and water out to the edges, repeat this until you have removed all air and water bubbles. now allow the decal to dry and wipe down as needed. **STATIC CLING DECALS** will take around 3-7 days before it adheres to the window, but can be carefully removed and re used at any time. when doing so remove slowly to avoid it stretching. **ADHESIVE VINYL DECALS** will Cure (stick) within 2 days and **CAN NOT BE Reused.** They can be removed by slowly peeling back and aided with a Hot Air Gun or Hair Dryer., they are not recommended for re use.